

POS Solution Introduction

- POS Text Overlay



1

Brief Introduction

2

POS DVR Solution

3

POS Network Camera Solution

What is POS text overlay ?

The information of transaction can be overlaid on the preview image and be recorded into the video records.



Why do we need POS text overlay ?

- With the help of POS text overlay function, it is possible to integrate video surveillance system into the central management system of chain retail, grocery or restaurant, easy to manage



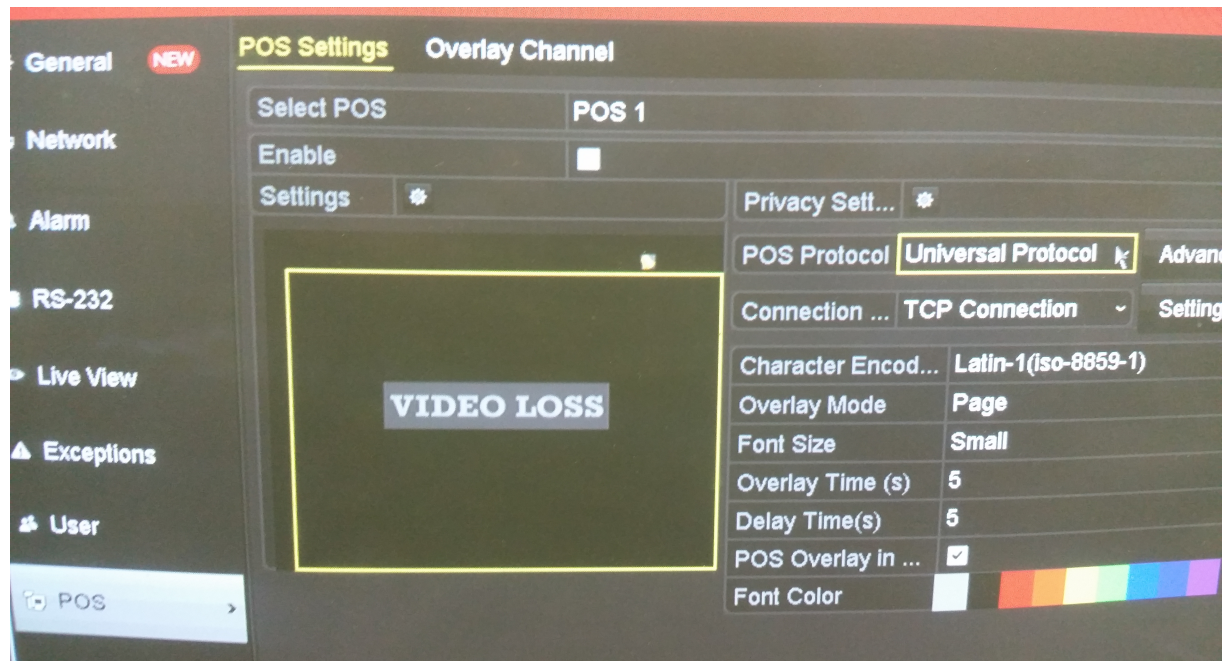
Why do we need POS text overlay ?

■ The video records with POS text overlaid provide more details of a certain transaction and it is easy for file searching. This technology can be easily applied for solving clients dispute problems and preventing inside jobs.



What choice do we have now?

- We provide POS text overlay solutions for CCTV application and high definition network-based surveillance application both to meet clients' different requirements.





1

Brief Introduction

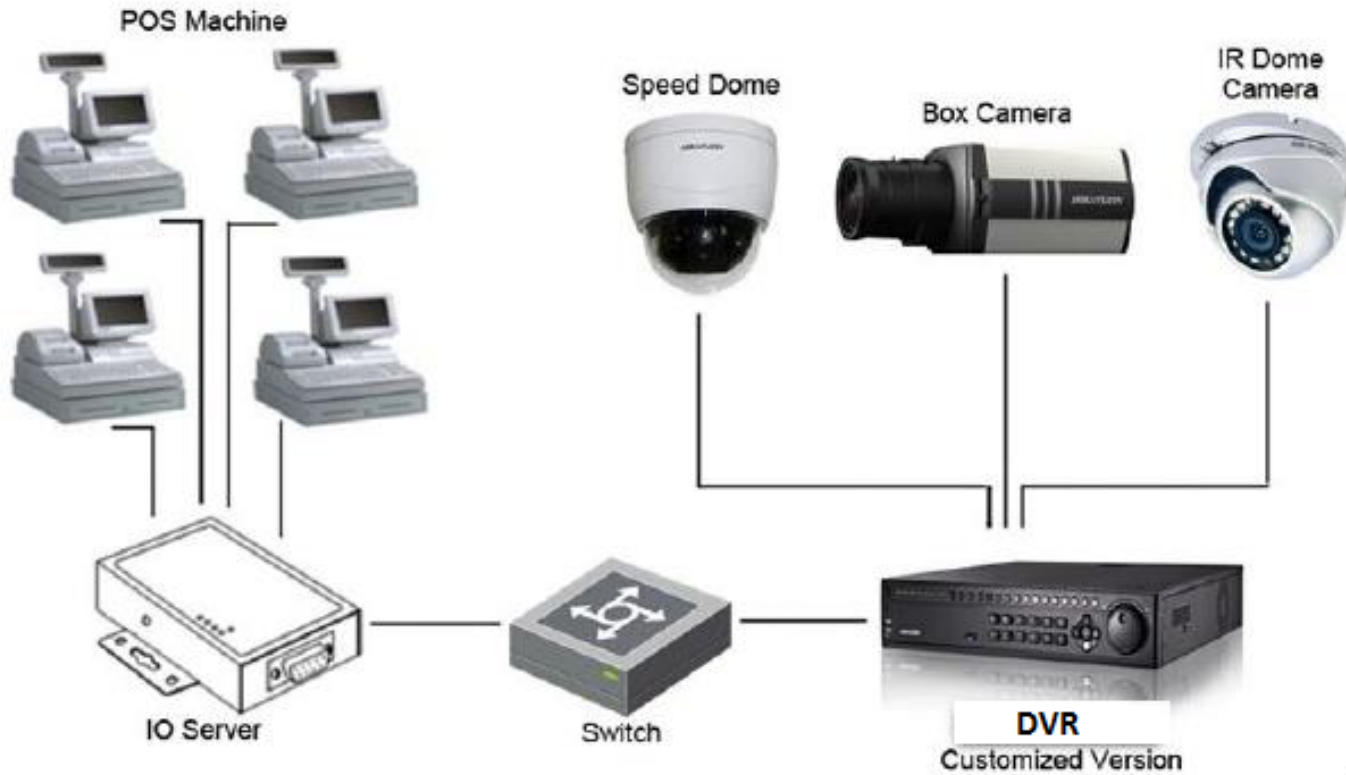
2

POS DVR Solution

3

POS Network Camera Solution

Topology



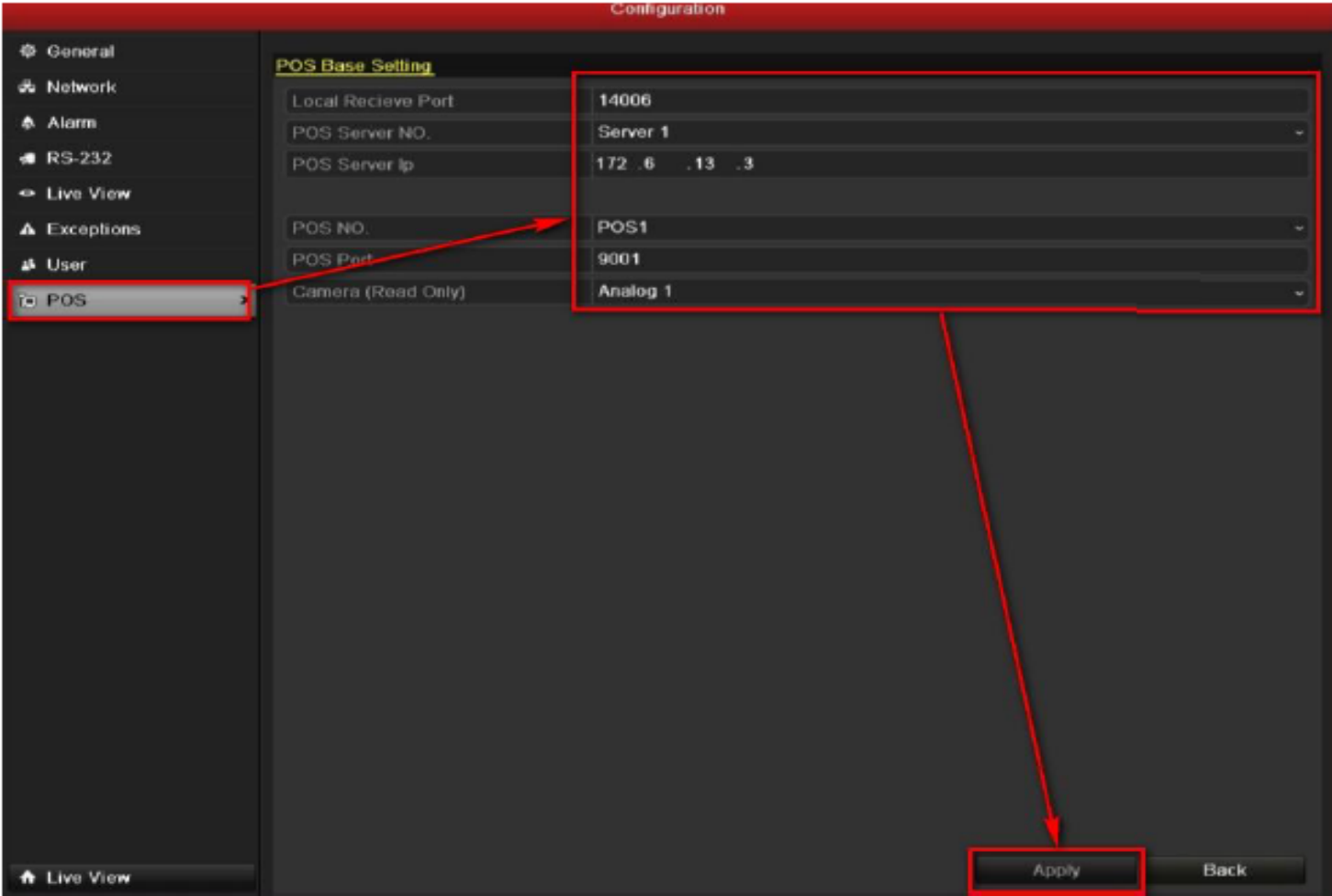
DVR Models



- H.264 video compression
- 4CIF real time and recording
- POS local recording
- POS record local playback
- Support POS keyword search
- 4/8/16 POS text overlay channels
- Up to 8 SATA HDD at 4TB each

DVR Configuration

POS Settings



DVR Configuration

POS Record Schedule Settings

The screenshot shows the 'Record' configuration window for 'Analog 1' camera. The 'Enable Schedule' checkbox is checked. A 7x24 grid shows the recording schedule for each day of the week. The 'Event' legend on the right includes 'Normal', 'Motion', 'Alarm', 'M | A', 'M & A', 'POS', and 'None'. The 'POS' event is highlighted in green in the legend and in the grid cells. A note at the bottom states: '*Note: Operation is invalid when the number of time segments exceeds the limit (8)'.

Record

Schedule

Record Capture

Camera Analog 1

Enable Schedule

	0	2	4	6	8	10	12	14	16	18	20	22	24	
Mon	POS	POS	POS	POS	POS	POS	POS	POS	POS	POS	POS	POS	POS	1
Tue	POS	POS	POS	POS	POS	POS	POS	POS	POS	POS	POS	POS	POS	2
Wed	POS	POS	POS	POS	POS	POS	POS	POS	POS	POS	POS	POS	POS	3
Thu	POS	POS	POS	POS	POS	POS	POS	POS	POS	POS	POS	POS	POS	4
Fri	POS	POS	POS	POS	POS	POS	POS	POS	POS	POS	POS	POS	POS	5
Sat	POS	POS	POS	POS	POS	POS	POS	POS	POS	POS	POS	POS	POS	6
Sun	POS	POS	POS	POS	POS	POS	POS	POS	POS	POS	POS	POS	POS	7

Edit

Normal

Event

Motion

Alarm

M | A

M & A

POS

None

*Note: Operation is invalid when the number of time segments exceeds the limit (8).

Live View

Copy Apply Back

Successful story

The shop of South Africa TOTAL Service stations





1

Brief Introduction

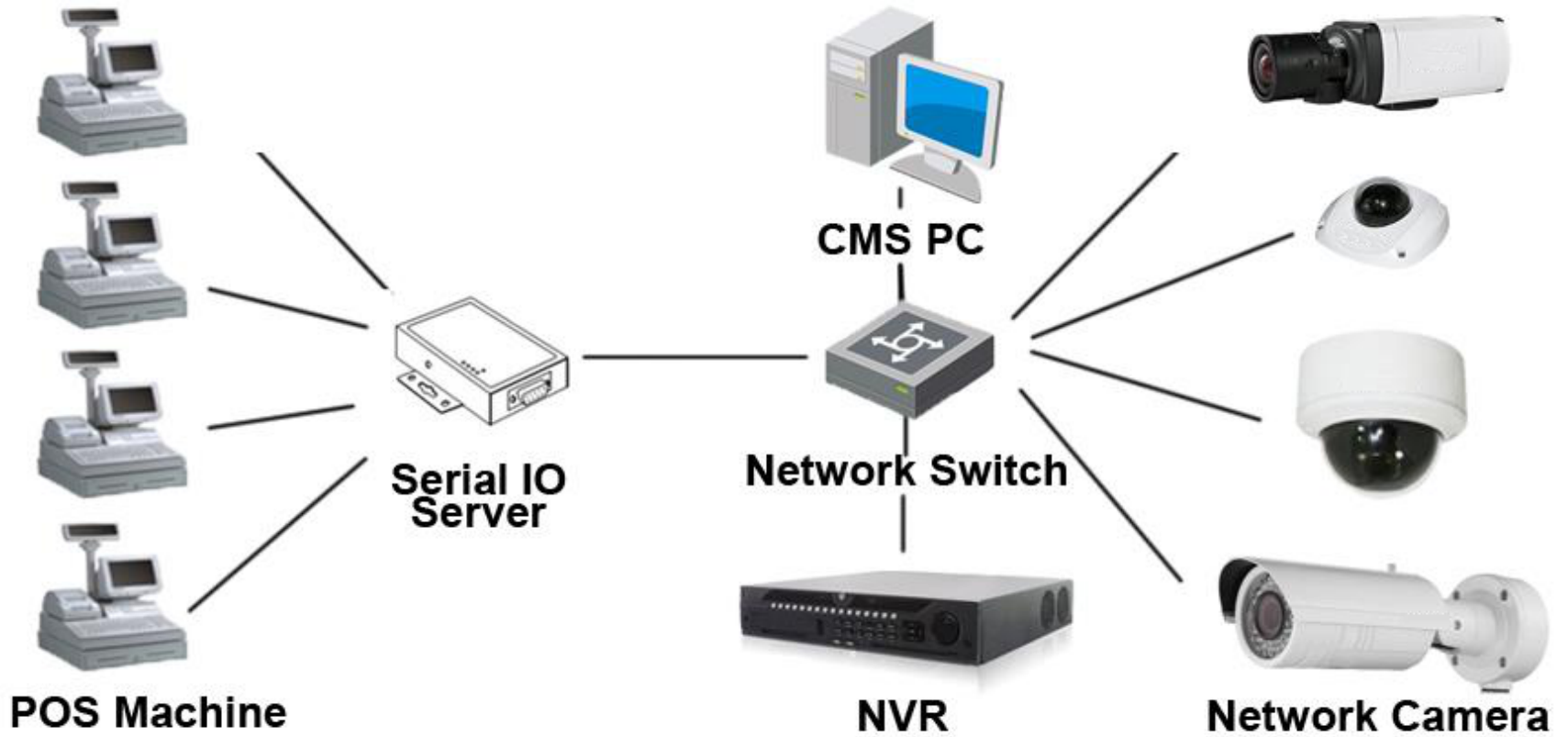
2

POS DVR Solution

3

POS Network Camera Solution

Topology



Network Camera Models



- Up to 12 megapixel resolution
- H.264/H.264 video compression
- 120dB Wide Dynamic Range
- Better low illumination performance
- Mobile phone surveillance
- IR cut filter with auto switch
- PoE (Power over Ethernet)

NVR Models



- H.264/H.264+ video compression
- Support network camera of resolution up to 12 megapixel
- Support up to 64 network cameras
- POS local recording
- POS record local playback
- Support POS keyword search
- 8 SATA interfaces available
- Dual system, dual network interfaces

POS Playback via Local NVR

POS Record Local Playback

Normal Event Tag Picture

<input checked="" type="checkbox"/> IP Camera	<input checked="" type="checkbox"/> D1	<input checked="" type="checkbox"/> D2	<input checked="" type="checkbox"/> D3	<input checked="" type="checkbox"/> D4	<input checked="" type="checkbox"/> D5	<input checked="" type="checkbox"/> D6	<input checked="" type="checkbox"/> D7	<input checked="" type="checkbox"/> D8
	<input checked="" type="checkbox"/> D9	<input checked="" type="checkbox"/> D10	<input checked="" type="checkbox"/> D11	<input checked="" type="checkbox"/> D12	<input checked="" type="checkbox"/> D13	<input checked="" type="checkbox"/> D14	<input checked="" type="checkbox"/> D15	<input checked="" type="checkbox"/> D16
	<input checked="" type="checkbox"/> D17	<input checked="" type="checkbox"/> D18	<input checked="" type="checkbox"/> D19	<input checked="" type="checkbox"/> D20	<input checked="" type="checkbox"/> D21	<input checked="" type="checkbox"/> D22	<input checked="" type="checkbox"/> D23	<input checked="" type="checkbox"/> D24
	<input checked="" type="checkbox"/> D25	<input checked="" type="checkbox"/> D26	<input checked="" type="checkbox"/> D27	<input checked="" type="checkbox"/> D28	<input checked="" type="checkbox"/> D29	<input checked="" type="checkbox"/> D30	<input checked="" type="checkbox"/> D31	<input checked="" type="checkbox"/> D32

Record Type	POS		
Eable Keyword	<input checked="" type="checkbox"/>		
Key Word	1234567890		
File Type	All		
Start Time	06-07-2012		00:00:00
End Time	06-07-2012		23:59:59

Playback Search Cancel

POS Preview



Successful story

Pick n Pay supermarket of South Africa



Successful story

Pick n Pay supermarket of South Africa

